

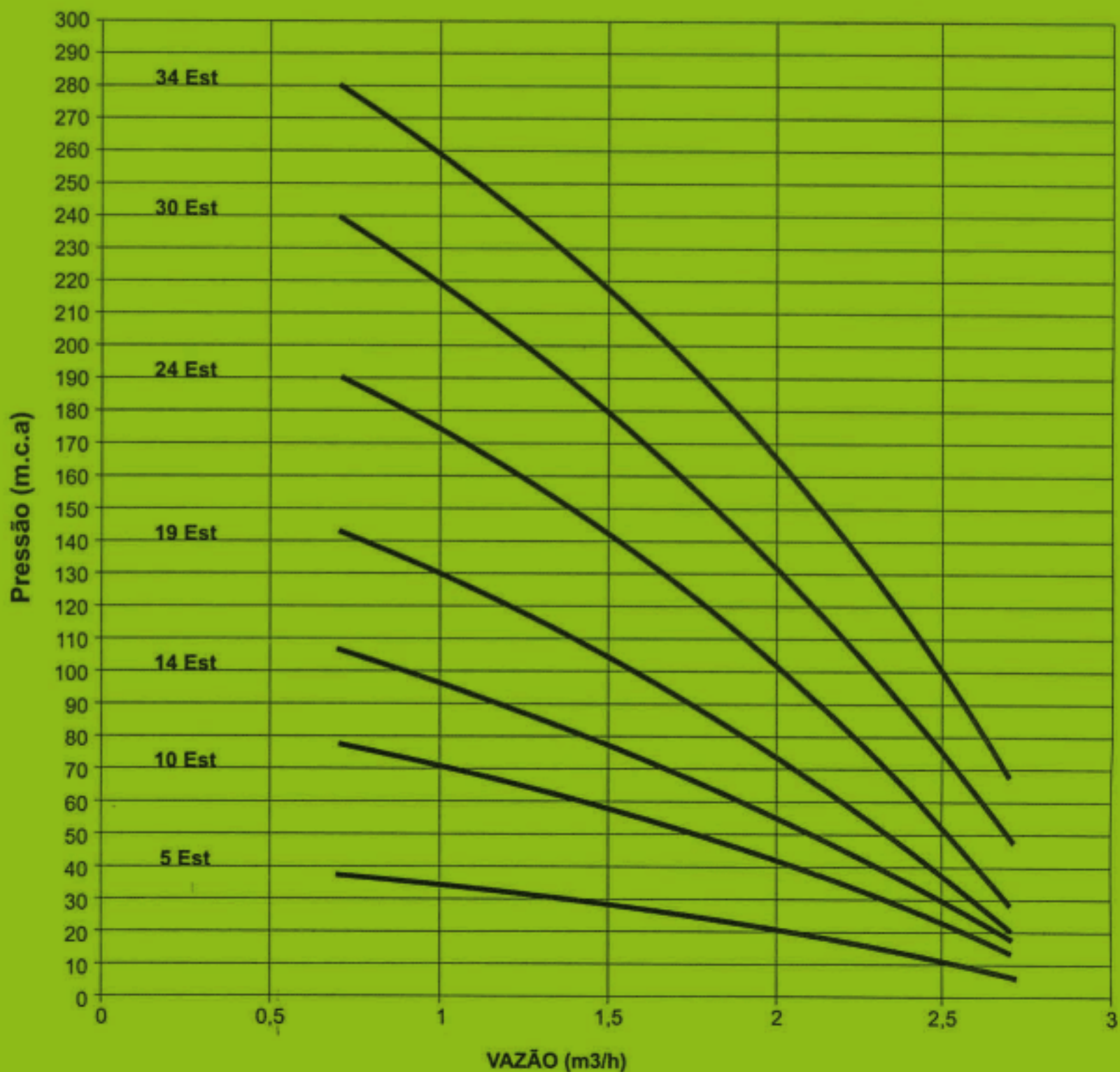
# MEGA BOMBAS - SÉRIE BS 410

MOTOBOMBAS SUBMERSAS PARA POÇOS ARTESIANOS 4"

VOLTAGENS: MONOFÁSICA 220V

TRIFÁSICA 220V ou 380V

BIFÁSICA 440V



## TABELA DE SELEÇÃO

MODELO BS	MOTOR CV	ESTÁGIOS	VAZÃO (m3/h)					
			0,7	1,0	1,5	1,7	2	2,5
			ALTURA DE RECALQUE (m)					
410 - 5	0,5	5	38,5	35,5	29,5	25,5	20,5	11,5
410 - 10	0,75	10	76,5	71,5	57,5	50,5	40,5	22,5
410 - 14	1,0	14	105,5	97,5	79,5	68,5	54,0	32,0
410 - 19	1,5	19	144,0	130,0	106,0	92,0	72,0	39,5
410 - 24	2,0	24	190,0	174,0	146,0	125,0	100,5	54,0
410 - 30	2,5	30	238,0	221,0	184,0	162,0	130,0	75,0
410 - 34	3,0	34	279,0	261,0	220,0	195,0	160,0	101,0

## MODELO BSM/BFF 420

SÉRIE BSM - Estágios e rotores de aço inox

SÉRIE BFF - Estágios de ferro fundido e rotores de aço inox

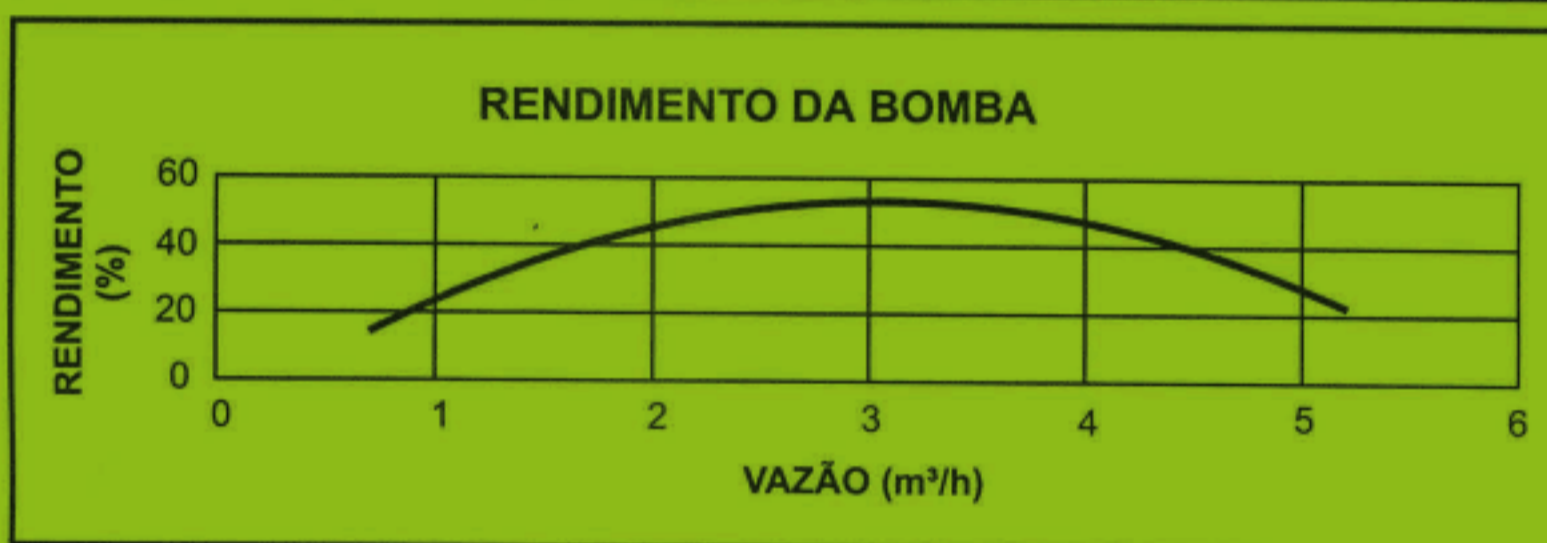
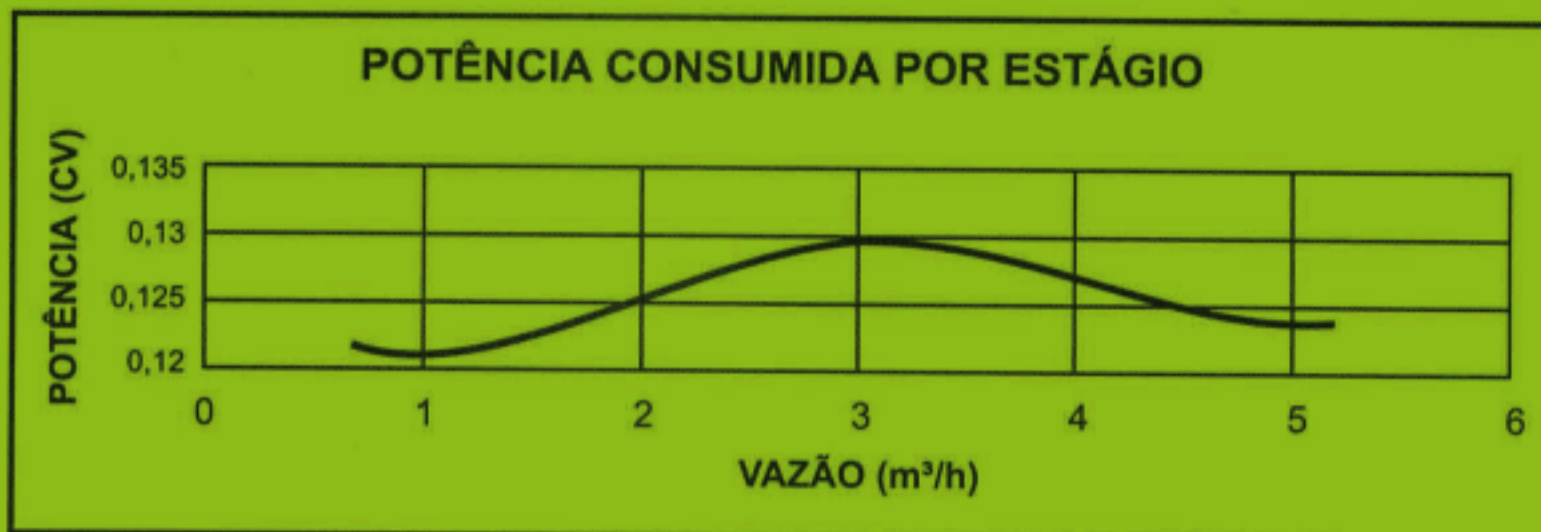
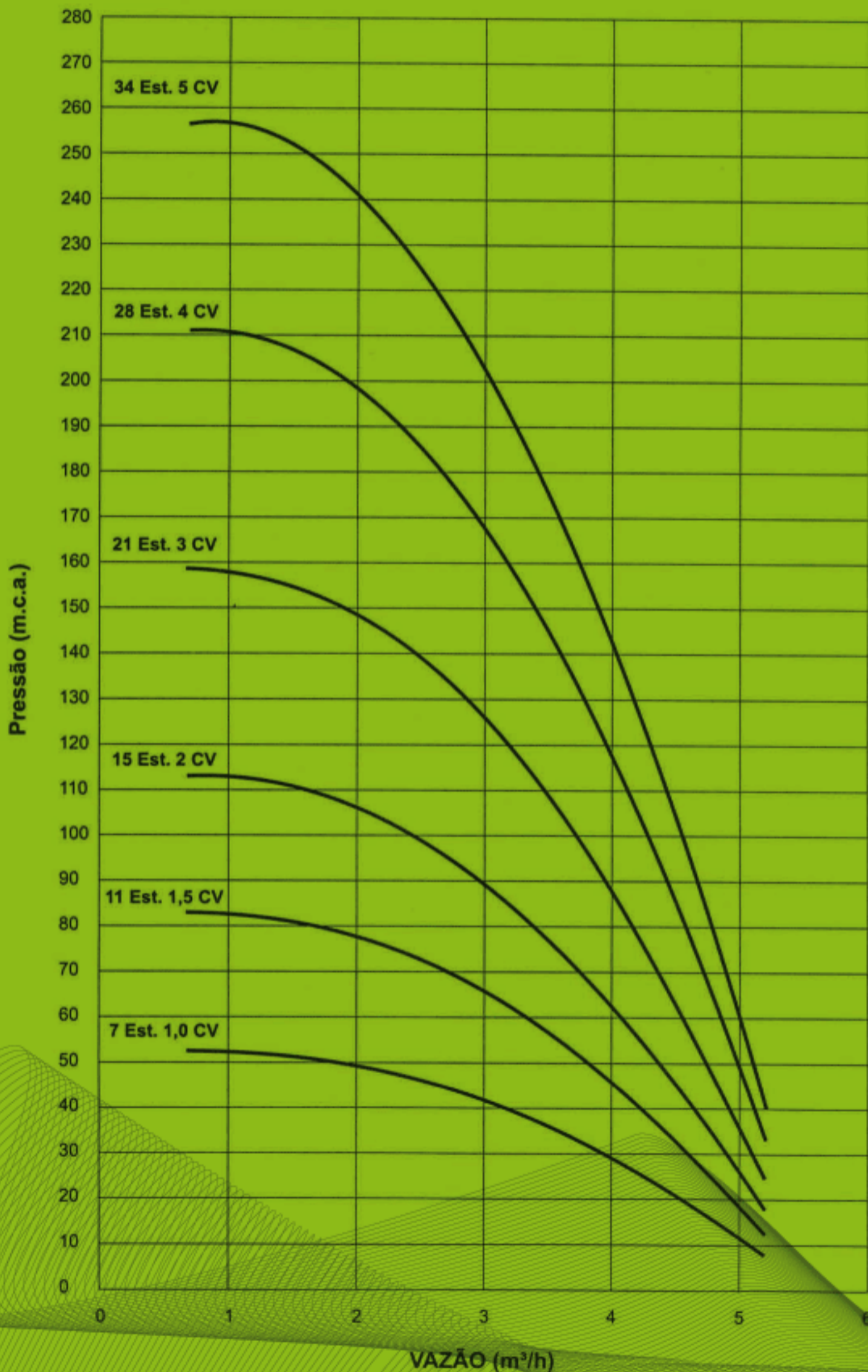


TABELA DE SELEÇÃO							
MODELO BSM/BFF	MOTOR CV	EST	VAZÃO (m³/h)				
			1,0	2,0	3,0	4,0	5,0
ALTURA DE RECALQUE (m)							
420-7	1,0	7	53	50	42	29	12
420-11	1,5	11	83	78	66	46	19
420-15	2,0	15	113	106	90	62	25
420-21	3,0	21	159	149	125	89	36
420-28	4,0	28	211	199	168	118	49
420-34	5,0	34	256	241	202	141	60

# MEGA BOMBAS - BSM / BFF 420

BFF - Bombeador c/ estgios de ferro fundido e rotores inox

BSM - Bombeador c/ estgios e rotores de ao inox



## MODELO BSM/BFF 430

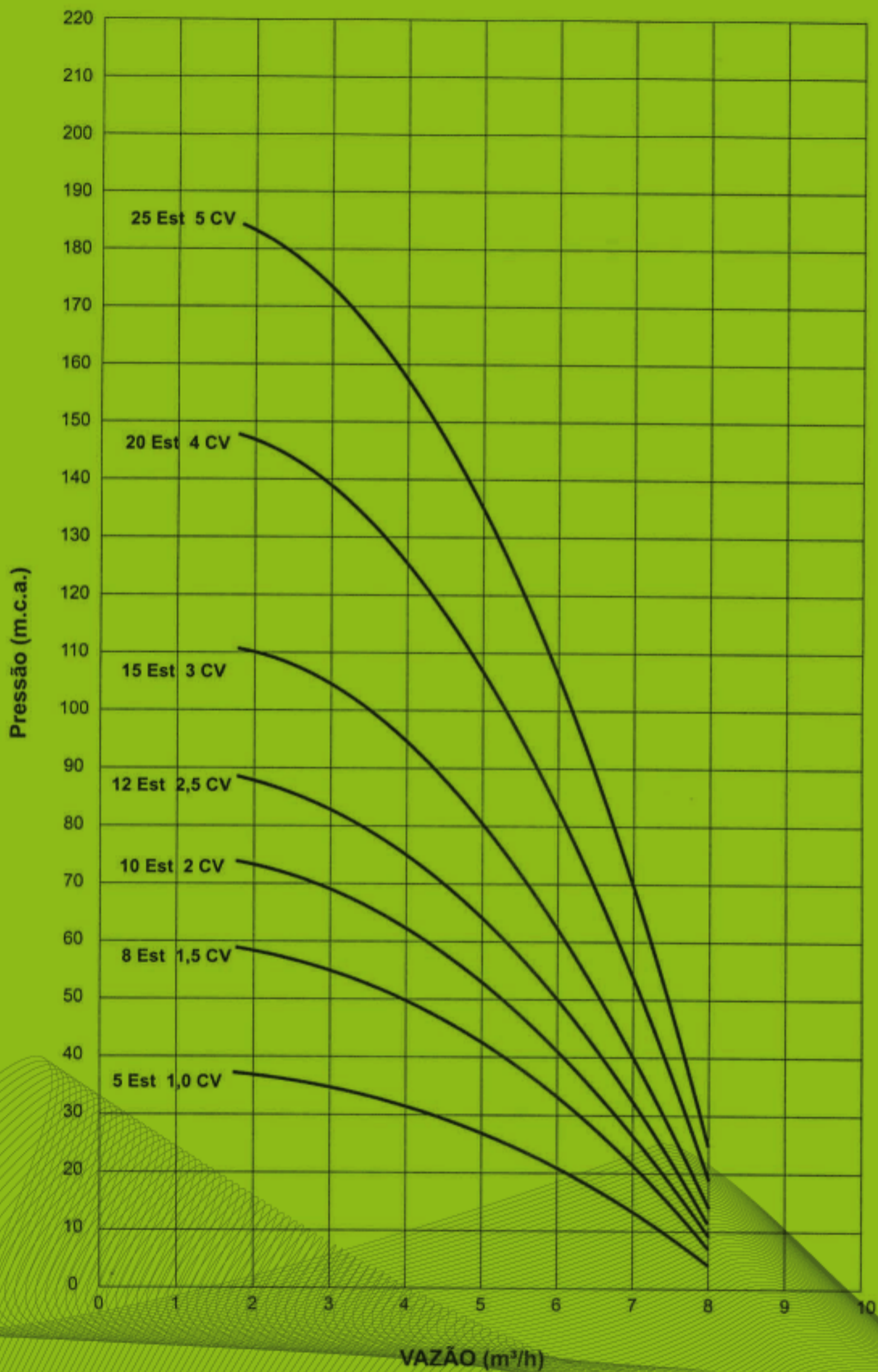


TABELA DE SELEÇÃO								
MODELO	MOTOR	EST	VAZÃO					
BSM/BFF	CV		(m³/h)					
			3,0	4,0	5,0	6,0	7,0	8,0
			ALTURA DE RECALQUE (m)					
430-5	1,0	5	35	31	27	21	14	5
430-8	1,5	8	57	50	43	33	22	8
430-10	2,0	10	70	63	53	41	28	10
430-12	2,5	12	83	76	64	50	32	12
430-15	3,0	15	104	94	80	62	40	15
430-20	4,0	20	139	126	107	82	53	20
430-25	5,0	25	173	157	132	103	68	25

# MEGA BOMBAS - BFF / BSM 430

BFF - Bombeador c/ estgios de ferro fundido e rotores inox

BSM - Bombeador c/ estgios e rotores de ao inox



## MODELO BSM/BFF 440

SÉRIE BSM - Estágios e rotores de aço inox

SÉRIE BFF - Estágios de ferro fundido e rotores de aço inox

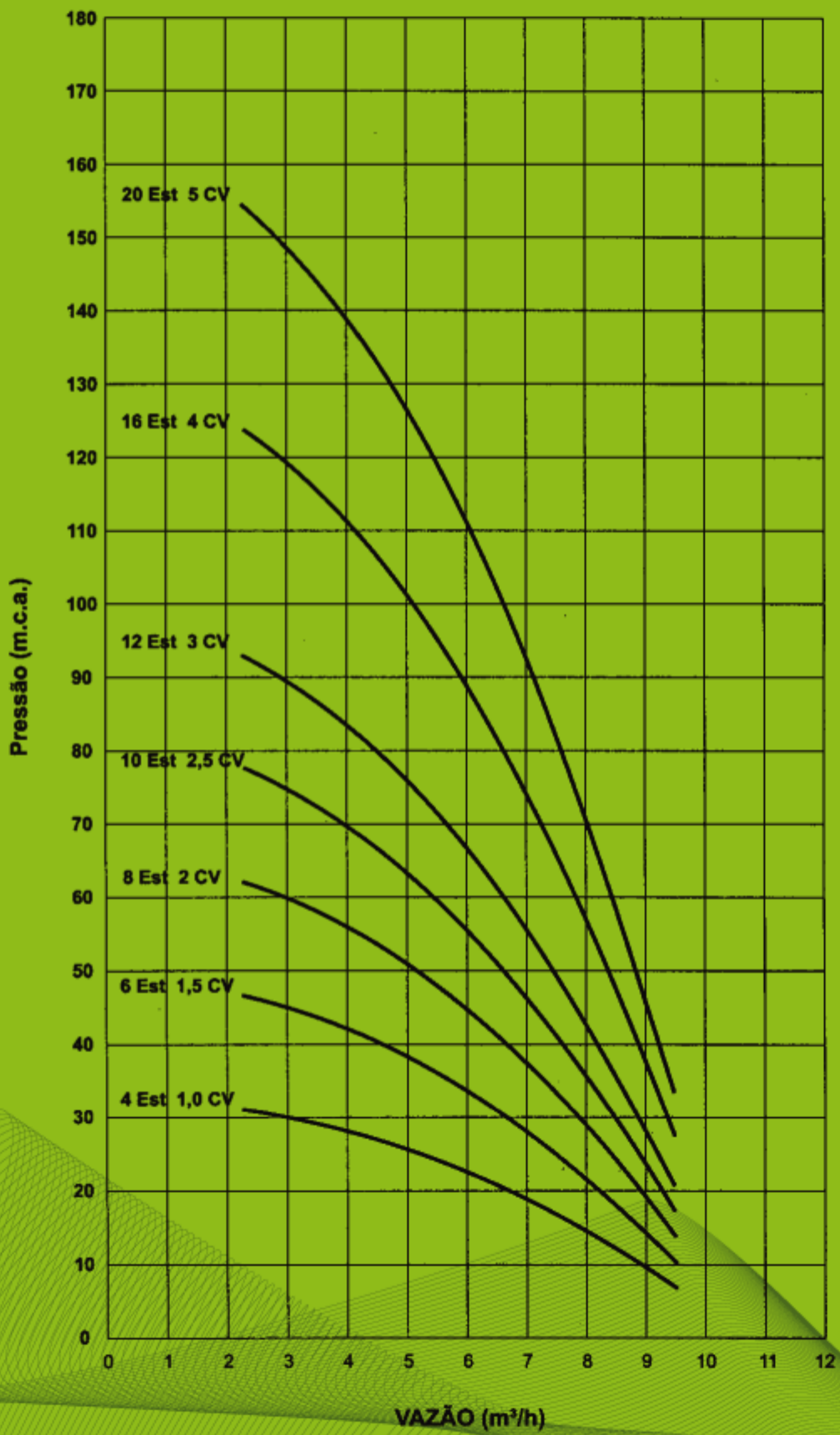


TABELA DE SELEÇÃO								
MODELO BSM/BFF	MOTOR CV	EST	VAZÃO (m³/h)					
			4,0	5,0	6,0	7,0	8,0	9,0
			ALTURA DE RECALQUE (m)					
440-4	1,0	4	28	25	22	18	14	9
440-6	1,5	6	42	38	33	28	21	14
440-8	2,0	8	56	50	44	37	28	18
440-10	2,5	10	69	63	55	46	35	22
440-12	3,0	12	83	75	66	54	42	28
440-16	4,0	16	111	100	88	72	55	36
440-20	5,0	20	139	125	110	91	70	45

# MEGA BOMBAS - BFF / BSM 440

BFF - Bombeador c/ estgios de ferro fundido e rotores inox

BSM - Bombeador c/ estgios e rotores de ao inox



## MODELO BSM/BFF 450

SÉRIE BSM - Estágios e rotores de aço inox

SÉRIE BFF - Estágios de ferro fundido e rotores de aço inox



**TABELA DE SELEÇÃO**

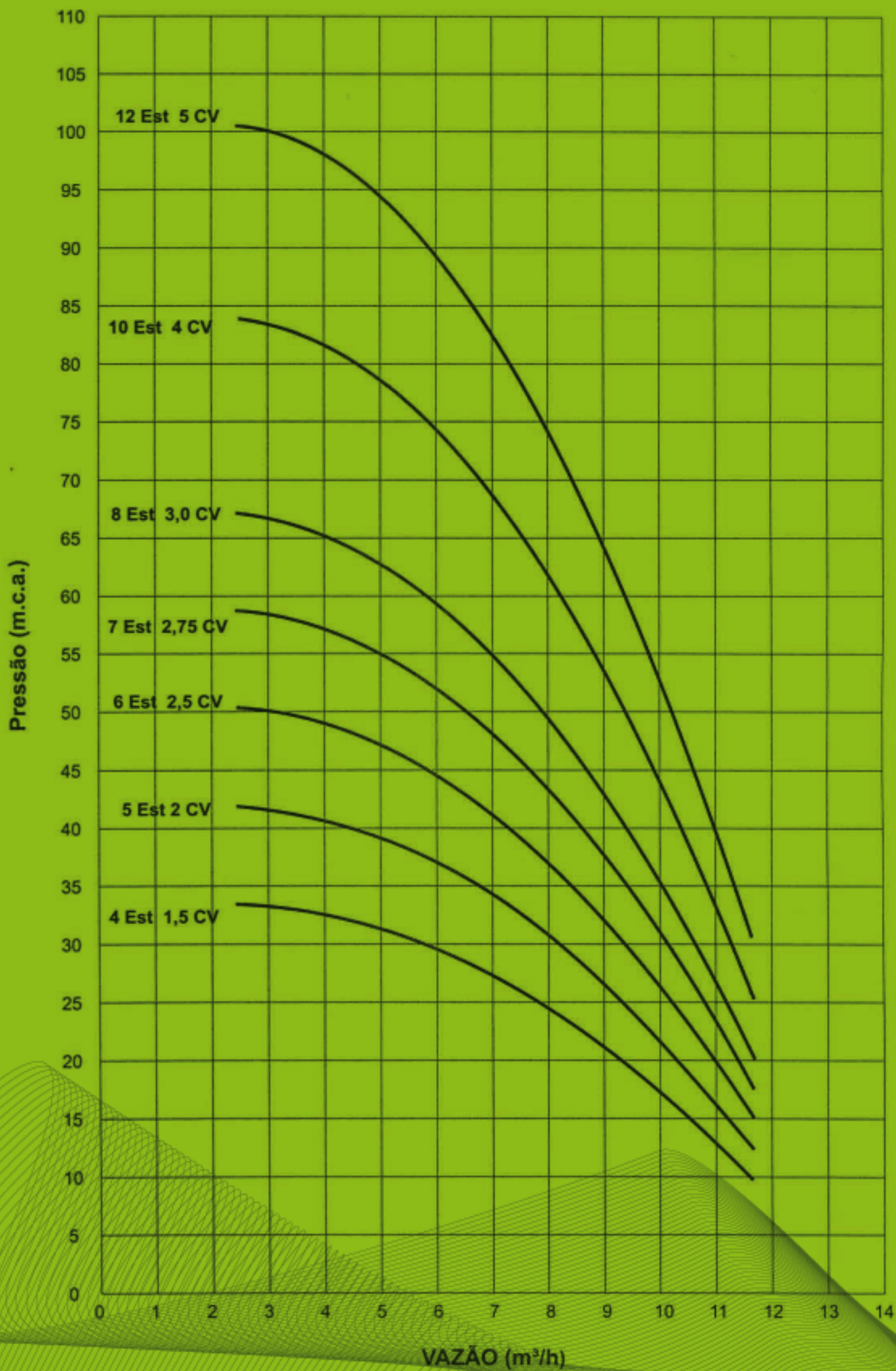
MODELO BSM/BFF	MOTOR CV	EST	VAZÃO (m³/h)					
			5,0	6,0	7,0	8,0	9,0	10,0
			ALTURA DE RECALQUE (m)					
450-4	1,5	4	32	29	27	25	22	18
450-5	2,0	5	39	37	34	31	27	23
450-6	2,5	6	47	44	42	37	33	27
450-7	2,75	7	55	53	48	43	38	31
450-8	3,0	8	63	59	55	49	43	35
450-10	4,0	10	78	74	68	62	54	44
450-12	5,0	12	94	89	83	74	69	53



# MEGA BOMBAS - BSM / BFF 450

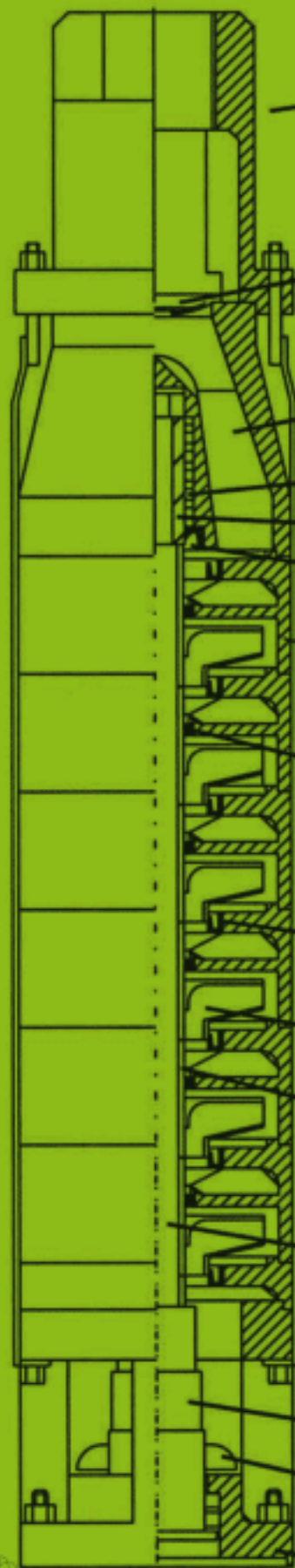

BFF - Bombeador c/ estgios de ferro fundido e rotores inox

BSM - Bombeador c/ estgios e rotores de ao inox



# MEGA BOMBAS

## BOMBEADOR BFF 4"



SAÍDA D'ÁGUA

VÁLVULA

MANCAL SUP. DO BOMBEADOR

BUCHA BRONZE MANCAL SUP

BUCHA INOX MANCAL SUP

RETENTOR MANCAL SUP

ESTÁGIO

RETENTOR GUIA DO EIXO

RETENTOR GUIA ROTOR

ROTOR

BUCHA DO ROTOR

EIXO BOMBEADOR

TIRANTE


ACOPLAMENTO

SINO AFASTADOR DE AREIA

MANCAL INFERIOR BOMB.

# MEGA BOMBAS

## MOTOR BFF 4"



- RETENTOR
- SOBRETAMPA SUP. MOTOR
- TAMPA SUP. MOTOR
- BUCHA SUP. MOTOR
- INDUZIDO MOTOR
- ESTATOR MOTOR
- BUCHA INF. MOTOR
- TAMPA INF. MOTOR
- SOBRETAMPA INF. MOTOR
- DISCO DE APOIO
- APOIO AXIAL
- PARAFUSO AJUSTE APOIO
- PORCA DE APERTO
- PÉ